

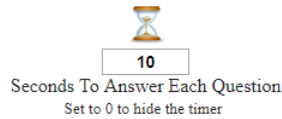
Jeopardy for Notaries Public

Instructions

1. Click here (or copy and paste in web browser) to access to the Jeopardy site, http://www.superteachertools.us/jeopardyx/jeopardy-review-game.php?gamefile=2096430#.WJx_I_krKUk

2. Decide on the number seconds needed to answer the questions. Usually 20 – 25 seconds may be a sufficient amount of time. (Highlight the “10” and type in 25.)

Play This Game Live With Teams Now! **Join Live Game as a Player**



3. Scroll down to “Refresher Notarial Procedures.”

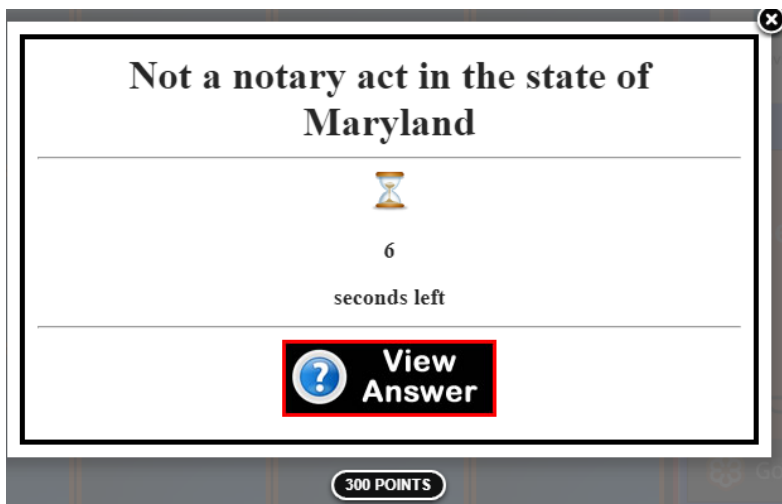
4. Review the 5 categories of questions (i.e. “The 3 Most Common Notarizations in Maryland, Methods of Identifying Signers, etc.”)

5. Decide on the desired category.

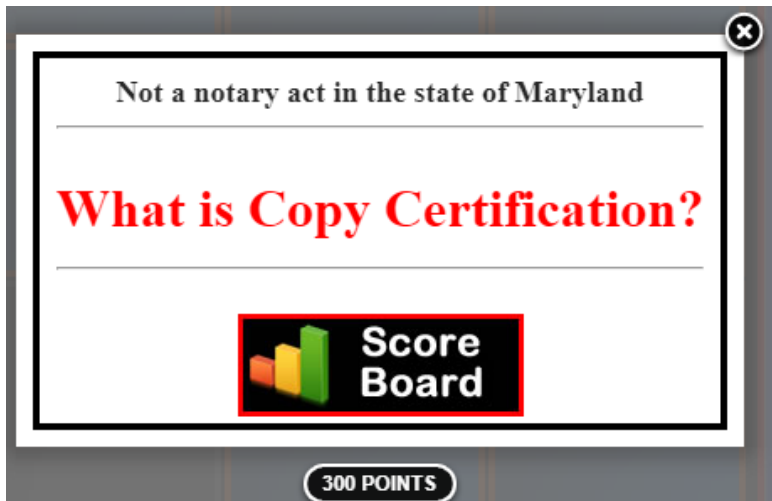
6. Then, click on a Jeopardy question.

Refresher Notarial Procedures				
Play This Game Live Now Join Live Game as a Player				
The 3 Most Common Notarizations in Maryland	Methods of Identifying A Signer	Anatomy of Notarial Certificates	Advanced Notarization and Unusual Requests	Charging Proper Fees
100	100	100	100	100
200	200	200	200	200

7. Answer the question within the time frame set.



8. Click on View Answer.

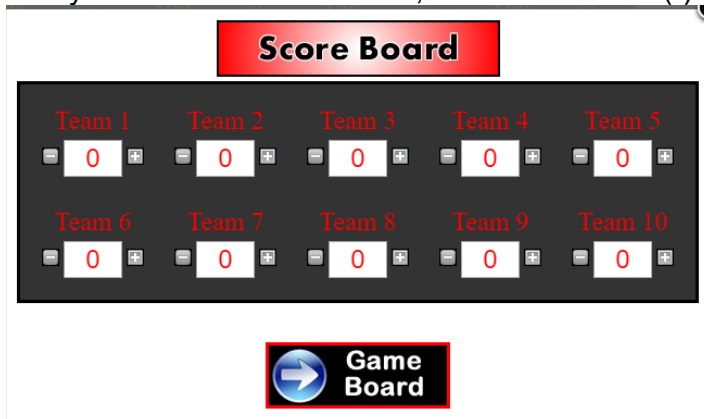


9. Go to Score Board by clicking on the scoreboard image.

10. For Team #1,

a. If your answer was correct, click the "plus (+) button."

b. If your answer was correct, click the "minus (-) button."



11. To return to the game board, click on the "Game Board" image.



Repeat the steps above.

Have fun! Elaine Wright Harris (7/2017)